

Design Your Own GREEK VASE

Ancient Greek art was an important part of the lives of the people. Vase painting was at the forefront. The pots would normally feature paintings of people or figures along with geometric shapes in a line.

Color

Between the Archaic and Classical times, Greek vase designs existed primarily in three colors: black, red, and white

Red-Figured v. Black-Figured Vases


Out of these colors, there are two distinctive methods of decoration and coloration: red figure and black figure. Red figure, adopted around 530 BC, meant that the details of the illustration on

the vases were painted with black lines, and the pictorial aspects mostly remained in red. The black-figure paintings, which predated red-figure painting in 630 BC, were the opposite of this where the silhouette of figures were painted in black, and red lines were created by cutting into the black pigmented areas to show details of the figures.


Use the next page to create your own vase using the elements and examples you see here.




WINE VESSELS




WATER VESSELS



MIXING VESSELS



TABLEWARE



TYPOLGY OF GREEK VASE SHAPES



