


How to Make a Towel Elephant



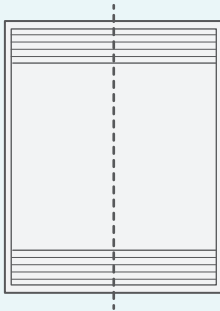
Difficulty: Hard

Materials:


1 - Bath Towel



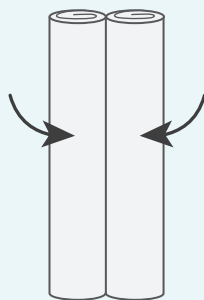
1 Hand Towel



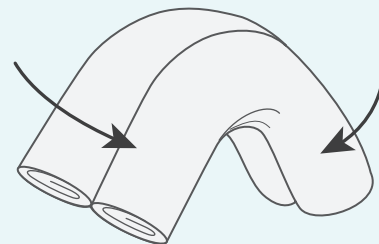
Fold the bath towel lengthwise to the middle as shown.



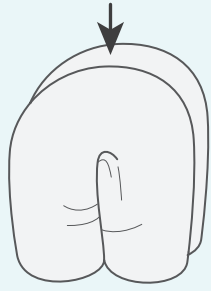
Now fold the other end to the middle as shown




Now roll both side until they meet in the middle



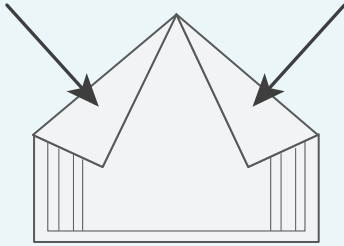
Now fold firmly in half as shown



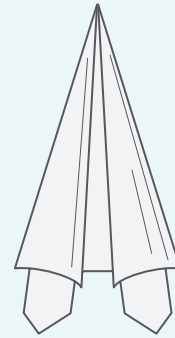
Now stand the bath towel up as shown
Lightly push down on the top to fluff



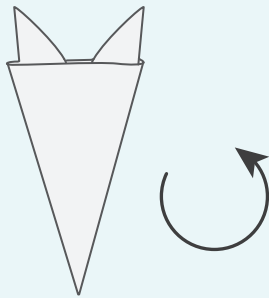
Now for the head we need the hand towel



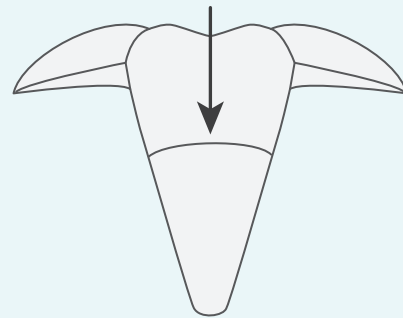
Fold the top two corners in to the middle forming a triangle as shown



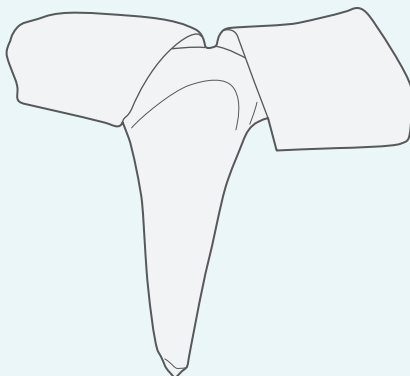
Roll the sides diagonally to the middle




Turn It over



Under the two corners sticking up fold the cuff down as shown



Pinch the cuff at the back as shown while turning the ears inside out as shown



Place the head on the legs and that's it

Congrats! You made a Towel Elephant!